

Mount Airy Clay Breakers Garden Club

Breaking News

Spring 2018



Calendar of



Upcoming Events

May 8

Monthly Meeting

May 19

Plant Sale

Jun 14

Monthly Meeting at
Chevy's Brandywine

Jun 23

Surratt House
Fundraiser

Jul 15

Input for newsletter

Items of Note:

Awards Pages 2-3

Plant Sale Page 3

Apr Mtg Page 4

Garden Tips
Page 5

PG County MD House
& Garden Pilgrimage

Pages 6-8

Editor: Deborah Determan. Next edition will be published July 2018. Send input to Deborah by July 15th and include captions for photos.

Earth's Treasures

No article was received this quarter on horticulture...please consider writing one for our next edition.

Thanks, Deborah

CHECK OUT OUR WEBSITE: [HTTP://CLAYBREAKERS77.WIXSITE.COM/MYSITE](http://CLAYBREAKERS77.WIXSITE.COM/MYSITE)



Website Update: We have scanned scrapbooks from 1977-1982 & 2007-2014 and most have been posted on the website.

We still need volunteers to help Deborah scan the other 21 books, so if you can spare an hour or so, please let Deborah know.

REMINDER: May Meeting will be on Tuesday, May 8th at Linda Millette's

We will have our plant exchange and be doing planning for next year, so bring suggestions on programs, speakers, trips, and goals. Our white elephant sale will also include a table for books—please price your items. Lastly, awards will be given for arrangements using a recycled container: Most Creative, Most Unusual Container, and best tie-in to our theme of Growing for the Table.

President's Corner


In March, Diana Morse, horticulture chair, talked about plant collectors. Furthering that topic is a new book by Daniel Stone: ***The Food Explorer: The True Adventures of the Globe-Trotting Botanist Who Transformed What America Eats***. Sent by the US Department of Agriculture in 1894, 25-year old botanist David Fairchild spent a decade circling the globe collecting foreign plants and seeds. We have him to thank for bringing seedless grapes, avocados, nectarines, peaches, dates, kale, zucchini and pomegranates to the American table. His adventures included a bout with typhoid, a brush with cannibals, and a near fall from a 1,000-foot cliff when his donkey slipped. Concerns about the alien insects that had caught rides into the US on foreign imports brought Mr. Fairchild home to a desk job at the Department of Agriculture. Here, he helped to arrange the importation of the first cherry blossom trees from Japan, to the delight of visitors to DC's Tidal Basin and surrounding areas. *Esther*



**DISTRICT I AWARDS
MEETING
MARCH 10, 2018**



**DISTRICT I AWARDS
MEETING
MARCH 10, 2018**



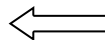
Esther Neckere, Mt Airy Clay Breakers President, with our Club Certificate

District I NCAGC 2017 Recognition for:


- Outstanding Garden Club Achievement Citation
- Yearbook Certificate of Merit
- Community Gardening Projects Citation
- Outstanding Club Newsletter Certificate Of Merit
- Education Exhibit Citation
- Horticulture at Meetings Citation
- Continuing and New Projects Award
- Award Applicant Citation
- Arbor House Volunteer Citation
- Philanthropy Award



Top:
Linda Millette getting Busy Bee Award with other Club Nominees



Bottom:
District 1 President Julie Harrison with our Busy Bee Linda Millette



Shirley Nicolai handing out awards



Annually, each club president in District 1 nominates someone who has devoted sustained efforts on behalf of their club for the Busy Bee Award. Our nominee this year is Linda Millette, who received her award at the District 1 meeting on March 10th. Congratulations Linda, and we look forward to your continued "buzzing" around to help support Mount Airy Clay Breakers Garden Club.

Esther

Photos provided by Julie Harrison



NCAGC AWARDS APRIL 14, 2018



Top: Esther Neckere, Mt Airy Clay Breakers President, accepting Club Electronic Newsletter Certificate of Merit
Bottom: Esther accepting Beatrice M. Coiner Award from NCAGC President Robin Hammer

Photos provided by Julie Harrison

CONGRATULATIONS to Mt Airy Clay Breakers Garden Club for winning awards at the NCAGC:

- ◇ 1st place certificate for Outstanding Garden Club Achievement.
- ◇ Publication Certificate of Merit for Outstanding Club Electronic Newsletter.
- ◇ Gilda's project at the Seventh Day Adventist Academy won the Beatrice M. Coiner award for Community Project—the top award and included a Certificate and \$150.

PLANT SALE



PLANT SALE



PLANT SALE



PLANT SALE



PLANT SALE



PLANT SALE



PLANT SALE



A NOTE FROM JULIE HARRISON, PLANT SALE CHAIRMAN

Plant sale is at Julie's house on Saturday May 19th starting at 8 am. At the May 8th meeting a sign-up sheet will be passed around. We need 3 people for set up on Friday and 3 people from 8 to 11 and 3 people from 11 to 2 on Saturday.

You may leave your plants on Julie's patio Thursday May 17 and Friday May 18. Please label and price your plants. So we don't have to have coins, please price your plants \$1,\$2,\$3,\$4,\$5 and up. Those of you that have loaned tables in the past please leave them on the patio.

April 12th Club Meeting at Homestead Gardens



After a lovely lunch at Killarney House Restaurant, we enjoyed a wonderful presentation by Homestead Gardens staff on growing fruit trees and shrubs.



He who shares the joy in
what he's grown spreads
joy abroad and doubles
his own.
-Unknown



Garden Tips & Tricks

Use a scissors when thinning out seedlings. Pulling them up disturbs the roots of nearby plants.



Line the back of your car with a plastic tarp and place a small step ladder on top of the tarp. The slots between the rungs of the ladder serve as perfect compartments to protect your fragile plants during the drive home.



Spruce up your rain gauge by adding a few drops of food coloring to the bottom. During the next rainfall, the water will combine with the dye and the water level will be bright red and easy to read.

Upgrade your wheelbarrow by fitting a piece of plywood to the back end with wood cleats. This creates a flat surface that is perfect for potting. Now you can wheel your soil and plants to the garden all in one easy trip.



Top tip provided by Esther Neckere. Other tips taken from Readers Digest "10 Expert Gardening Tips for Beginners"



The Prince George's Country Maryland House & Garden Pilgrimage was held on Saturday, April 21st and our club's participation was coordinated by Pam Smart.

Pam spent her day at the Chapel of the Incarnation as the docent, where most attendees began the tour. She reports the tour was attended by visitors from

Western MD, Baltimore and Montgomery counties, as well as from Northern VA. She only saw seven local people all day, and Carol and her husband Bob were the only ones from our club.

Pam said she heard that "...it was a treat, from the winery to the farm creamery, the beautiful country side and the quaint 101 year old chapel. Folks really were impressed with the tour selections." And, the William Early House was a wonderful experience, according to Carol.

Arrangements were made by Pam, Lorraine, Elaine, Julie, Esther and Linda—they enjoyed doing them, and Linda, Elaine, Lorraine, and Pam helped deliver the arrangements.

Pam took on a tremendous amount of work when she signed up to coordinate this project and the fruits of her labor were enjoyed by all who attended. Great job, Pam!


Thank you, Pam, for giving us the opportunity to do flower arrangements for those participating in this year's event.

Article by Linda Millette

NOTE FROM THE EDITOR



The Maryland House & Garden Pilgrimage still has several weekend tours throughout the state. Tour of Talbot County is on May 12th, Cecil County on May 20th and Saint Mary's County on May 26th. See the website www.mhgp.org for more information.



Arrangements done by Elaine Arnold for the Victorian William W. Early house in Brandywine. Both containers were thrift shop finds!



CHAPEL OF THE INCARNATION AND THE ARRANGEMENTS PROVIDED BY PAM SMART



ARRANGEMENTS PROVIDED BY PAM SMART FOR ROMANO WINERY



The purple glass vase is etched in grape vines. Pam used Safeway flowers such as tulips and alstroemeria along with her garden plants: lilac, golden yew and variegated acuba. The picnic basket is adorned with a wine bottle from Romanos along with a linen in a grape pattern. She used Safeway mums and matching alstroemeria along with real grapes and more golden yew for greenery and variegated acuba.



Photos on pages 4-5 provided by Pam Smart

Pam did a quick and easy tulip arrangement for the top of the 300+yr baptismal font at the Chapel of Incarnation. She used purple tulips in a rounded cylinder, standing in purple stones and curled them back into the vase. It was surrounded by a vine wreath with her own lavender heath and purple lilac flowers incorporated in it during the event.

More photos of arrangements provided by our members for the tour on the next page!



Julie Harrison's mass arrangement for the dining table at the Williams House.



Lorraine Leonard's arrangement for Connicks Folly with owner Carol in the back.



Esther Neckere's mug arrangement including lilies, mums, and carnations for the kitchen of St Mary's Chapel rectory.

ARRANGEMENTS PROVIDED BY LINDA MILLETTE FOR ST MARY'S CHAPEL RECTORY



3-container grouping of mums, white daisies, piers japonica, and bridal wreath for the coffee table.



Left: Arrangement using photinia, carnation and alstroemeria.

Bottom: Test tube container with yellow and white daisies, red and white tulips and bridal wreath on the dining room table.

